


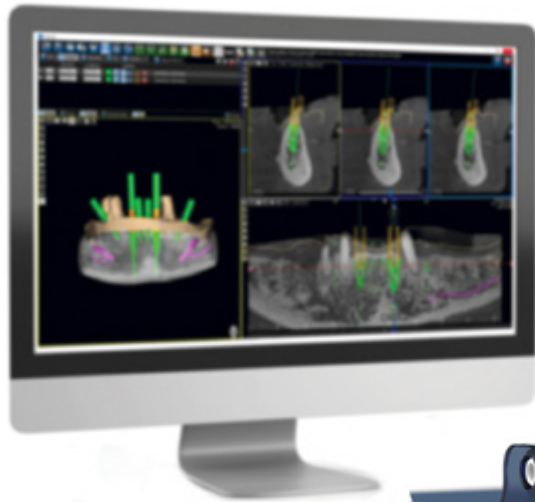


JDENTAL CARE

just smile



MADE IN ITALY



JD Guided Surgery Kit

Friend of your hand


LET YOUR HAND BE GUIDED BY THE JD GUIDED SURGERY KIT

The ideal solution to perform a minimally invasive surgery with more precision, a greater predictability of outcomes and with few simple guided surgery steps.

NEW DESIGN FOR BETTER SURGERY

All JD Guided Drills have a non cylindrical design with two lateral cuts which allows:

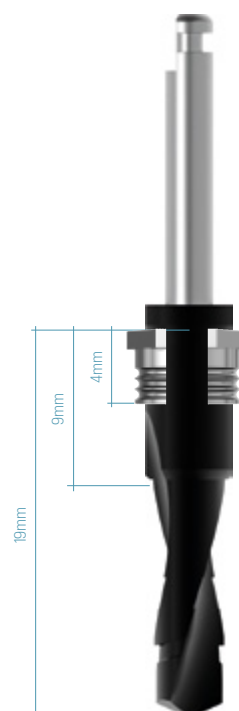
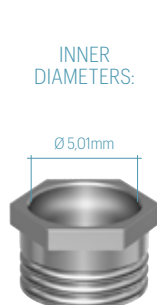
- Lower friction in the sleeves so as to avoid overheating
- Better external irrigation during the implant site preparation



PRECISION

GUIDED IMPLANT DEPTH CONTROL

High precision in surgical procedures: implants are placed to the planned depth using a surgical guide and the guided surgery instruments are used in combination with a single sleeve of $\text{Ø} 5.01\text{mm}$ for a secure implant depth control.




Note: all measurements in mm

SIMPLICITY

ONE KIT FOR ALL JD IMPLANT LINES

Simplified insertion with just one kit for all JD implant lines from 2.75 to Ø 5.0mm and from lengths 6 to 15mm.




COMPATIBILITY

USER-FRIENDLY SOFTWARE DESIGN

A single kit compatible with the main Software programs for guided surgery present on the market.

PRODUCTS



JD Torque



JDTW

Torque Wrench JD Torque

Implant and Prosthetic Drivers



JDTWA

Surgical Adapter for JD Torque



EVIDG

Driver Body for Guided Surgery



JDID116*

Implant Driver for Guided Surgery JDEvolution Plus



EVSDP25

Prosthetic Driver L 25



EVSDPF25

Prosthetic Driver for JD Torque L 25

Tissue Punch



JDTP35

Tissue Punch Ø 3.5

Guided Implant Mounters



EVGMC

Implant Mounter for JDEvolution



ISGMC

Implant Mounter for JDIcon Ultra S



ICGMC.

Implant Mounter for JDIcon Plus



EVGMLC

Implant Mounter Long for JDEvolution



ESGMC

Implant Mounter for JDEvolution S



ICGMLC.

Implant Mounter Long for JDIcon Plus



ICGMC

Implant Mounter for JDIcon

Guided Drills



JDGD20-060

Guided Drill
Ø 2.0 L 6.0



JDGD20-080

Guided Drill
Ø 2.0 L 8.0



JDGD20-100

Guided Drill
Ø 2.0 L 10.0



JDGD20-115

Guided Drill
Ø 2.0 L 11.5



JDGD20-130

Guided Drill
Ø 2.0 L 13.0



JDGD20-150

Guided Drill
Ø 2.0 L 15.0

Note: all measurements in mm

*To be order separately

Guided Drills



JDGD24-060
Guided Drill
Ø 2.4 L 6.0



JDGD24-080
Guided Drill
Ø 2.4 L 8.0



JDGD24-100
Guided Drill
Ø 2.4 L 10.0



JDGD24-115
Guided Drill
Ø 2.4 L 11.5



JDGD24-130
Guided Drill
Ø 2.4 L 13.0



JDGD24-150
Guided Drill
Ø 2.4 L 15.0



JDGD28-060
Guided Drill
Ø 2.8 L 6.0



JDGD28-080
Guided Drill
Ø 2.8 L 8.0



JDGD28-100
Guided Drill
Ø 2.8 L 10.0



JDGD28-115
Guided Drill
Ø 2.8 L 11.5



JDGD28-130
Guided Drill
Ø 2.8 L 13.0



JDGD28-150
Guided Drill
Ø 2.8 L 15.0



JDGD32-060
Guided Drill
Ø 3.2 L 6.0



JDGD32-080
Guided Drill
Ø 3.2 L 8.0



JDGD32-100
Guided Drill
Ø 3.2 L 10.0



JDGD32-115
Guided Drill
Ø 3.2 L 11.5



JDGD32-130
Guided Drill
Ø 3.2 L 13.0



JDGD32-150
Guided Drill
Ø 3.2 L 15.0



JDGD36-060
Guided Drill
Ø 3.6 L 6.0



JDGD36-080
Guided Drill
Ø 3.6 L 8.0



JDGD36-100
Guided Drill
Ø 3.6 L 10.0



JDGD36-115
Guided Drill
Ø 3.6 L 11.5



JDGD36-130
Guided Drill
Ø 3.6 L 13.0



JDGD36-150
Guided Drill
Ø 3.6 L 15.0



JDGD42-060
Guided Drill
Ø 4.2 L 6.0



JDGD42-080
Guided Drill
Ø 4.2 L 8.0



JDGD42-100
Guided Drill
Ø 4.2 L 10.0



JDGD42-115
Guided Drill
Ø 4.2 L 11.5



JDGD42-130
Guided Drill
Ø 4.2 L 13.0



JDGD42-150
Guided Drill
Ø 4.2 L 15.0



JDGDP
Guided Surgery
Precision Drill



JDPIN
Fixation
Pin



JDPIN
Fixation
Pin



JDPIN
Fixation
Pin



JDPIN
Fixation
Pin

Sleeves



JDBGB
Template Sleeve for
Guided Surgery Peek



JDBG
Template Sleeve
for Guided Surgery



JDBGP
Pin Sleeve

DRILLING PROTOCOLS

The following drilling protocols are suggested to be used for the insertion of JDentalCare dental implants in case of Guided Surgery technique, using the original instruments and surgical guides manufactured by JDentalCare. Deviations in respect to the following procedures are possible depending on specific clinical situations.

<i>JDEvolution, JDEvolution Plus, JDIcon, JDIcon Plus, JDIcon Plus T, JDOcta</i>					
		Site preparation in maxilla		Site preparation in mandible	
IMPLANT DIAMETER	IMPLANT LENGTH	SOFT BONE	MEDIUM-DENSE BONE	SOFT BONE	MEDIUM-DENSE BONE
Ø 3,7 / 3,9	L6	/	/	/	/
	L8	2,4 L6 - L8 2,8 L6 3,2 L6	2,4 L6 - L8 2,8 L6 3,2 L6	2,4 L6 - L8 2,8 L6 - L8 3,2 L6 3,6 L6	2,4 L6 - L8 2,8 L6 - L8 3,2 L6 - L8 3,6 L6
	L10	2,4 L6 - L8 - L10 2,8 L6 3,2 L6	2,4 L6 - L8 - L10 2,8 L6 - L8 3,2 L6	2,4 L6 - L8 - L10 2,8 L6 - L8 - L10 3,2 L6 3,6 L6	2,4 L6 - L8 - L10 2,8 L6 - L8 - L10 3,2 L6 - L8 - L10 3,6 L6
	L11,5	2,4 L6 - L8 - L10 - L11,5 2,8 L6 3,2 L6	2,4 L6 - L8 - L10 - L11,5 2,8 L6 - L8 - L10 3,2 L6 3,6 L6	2,4 L6 - L8 - L10 - L11,5 2,8 L6 - L8 - L10 - L11,5 3,2 L6 3,6 L6	2,4 L6 - L8 - L10 - L11,5 2,8 L6 - L8 - L10 - L11,5 3,2 L6 - L8 - L10 - L11,5 3,6 L6
	L13	2,4 L6 - L8 - L10 - L11,5 - L13 2,8 L6 - L8 3,2 L6	2,4 L6 - L8 - L10 - L11,5 - L13 2,8 L6 - L8 - L10 3,2 L6 - L8 3,6 L6	2,4 L6 - L8 - L10 - L11,5 - L13 2,8 L6 - L8 - L10 - L11,5 - L13 3,2 L6 3,6 L6	2,4 L6 - L8 - L10 - L11,5 - L13 2,8 L6 - L8 - L10 - L11,5 - L13 3,2 L6 - L8 - L10 - L11,5 - L13 3,6 L6
	L15	2,4 L6 - L8 - L10 - L11,5 - L13 - L15 2,8 L6 - L8 - L10 3,2 L6 - L8	2,4 L6 - L8 - L10 - L11,5 - L13 - L15 2,8 L6 - L8 - L10 - L11,5 3,2 L6 - L8 - L10 3,6 L6	2,4 L6 - L8 - L10 - L11,5 - L13 - L15 2,8 L6 - L8 - L10 - L11,5 - L13 - L15 3,2 L6 - L8 3,6 L6	2,4 L6 - L8 - L10 - L11,5 - L13 - L15 2,8 L6 - L8 - L10 - L11,5 - L13 - L15 3,2 L6 - L8 - L10 - L11,5 - L13 - L15 3,6 L6
	L18	2,4 L6 - L8 - L10 - L11,5 - L13 - L15 - L18 2,8 L6 - L8 - L10 - L11,5 - L13 3,2 L6 - L8 - L10	2,4 L6 - L8 - L10 - L11,5 - L13 - L15 - L18 2,8 L6 - L8 - L10 - L11,5 - L13 3,2 L6 - L8 - L10 - L11,5 3,6 L6	2,4 L6 - L8 - L10 - L11,5 - L13 - L15 - L18 2,8 L6 - L8 - L10 - L11,5 - L13 - L15 3,2 L6 - L8 - L10 3,6 L6	2,4 L6 - L8 - L10 - L11,5 - L13 - L15 - L18 2,8 L6 - L8 - L10 - L11,5 - L13 - L15 3,2 L6 - L8 - L10 - L11,5 - L13 - L15 3,6 L6
Ø 4,0 / 4,3	L6	2,4 L6 2,8 L6 3,2 L6	2,4 L6 2,8 L6 3,2 L6 3,6 L6	2,4 L6 2,8 L6 3,2 L6 3,6 L6	2,4 L6 2,8 L6 3,2 L6 3,6 L6 4,2 L6
	L8	2,4 L6 - L8 2,8 L6 - L8 3,2 L6 3,6 L6	2,4 L6 - L8 2,8 L6 - L8 3,2 L6 3,6 L6	2,4 L6 - L8 2,8 L6 - L8 3,2 L6 3,6 L6	2,4 L6 - L8 2,8 L6 - L8 3,2 L6 - L8 3,6 L6 - L8 4,2 L6
	L10	2,4 L6 - L8 - L10 2,8 L6 - L8 - L10 3,2 L6 3,6 L6	2,4 L6 - L8 - L10 2,8 L6 - L8 - L10 3,2 L6 - L8 3,6 L6	2,4 L6 - L8 - L10 2,8 L6 - L8 - L10 3,2 L6 - L8 3,6 L6	2,4 L6 - L8 - L10 2,8 L6 - L8 - L10 3,2 L6 - L8 - L10 3,6 L6 - L8 - L10 4,2 L6
	L11,5	2,4 L6 - L8 - L10 - L11,5 2,8 L6 - L8 - L10 - L11,5 3,2 L6 3,6 L6	2,4 L6 - L8 - L10 - L11,5 2,8 L6 - L8 - L10 - L11,5 3,2 L6 - L8 3,6 L6	2,4 L6 - L8 - L10 - L11,5 2,8 L6 - L8 - L10 - L11,5 3,2 L6 - L8 3,6 L6	2,4 L6 - L8 - L10 - L11,5 2,8 L6 - L8 - L10 - L11,5 3,2 L6 - L8 - L10 - L11,5 3,6 L6 - L8 - L10 - L11,5 4,2 L6
	L13	2,4 L6 - L8 - L10 - L11,5 - L13 2,8 L6 - L8 - L10 - L11,5 - L13 3,2 L6 - L8 3,6 L6	2,4 L6 - L8 - L10 - L11,5 - L13 2,8 L6 - L8 - L10 - L11,5 - L13 3,2 L6 - L8 3,6 L6 4,2 L6	2,4 L6 - L8 - L10 - L11,5 - L13 2,8 L6 - L8 - L10 - L11,5 - L13 3,2 L6 - L8 - L10 3,6 L6	2,4 L6 - L8 - L10 - L11,5 - L13 2,8 L6 - L8 - L10 - L11,5 - L13 3,2 L6 - L8 - L10 - L11,5 - L13 3,6 L6 - L8 - L10 - L11,5 - L13 4,2 L6
	L15	2,4 L6 - L8 - L10 - L11,5 - L13 - L15 2,8 L6 - L8 - L10 - L11,5 - L13 - L15 3,2 L6 - L8 - L10 3,6 L6	2,4 L6 - L8 - L10 - L11,5 - L13 - L15 2,8 L6 - L8 - L10 - L11,5 - L13 - L15 3,2 L6 - L8 - L10 3,6 L6 4,2 L6	2,4 L6 - L8 - L10 - L11,5 - L13 - L15 2,8 L6 - L8 - L10 - L11,5 - L13 - L15 3,2 L6 - L8 - L10 3,6 L6	2,4 L6 - L8 - L10 - L11,5 - L13 - L15 2,8 L6 - L8 - L10 - L11,5 - L13 - L15 3,2 L6 - L8 - L10 - L11,5 - L13 - L15 3,6 L6 - L8 - L10 - L11,5 - L13 - L15 4,2 L6
	L18	2,4 L6 - L8 - L10 - L11,5 - L13 - L15 - L18 2,8 L6 - L8 - L10 - L11,5 - L13 - L15 3,2 L6 - L8 - L10 3,6 L6	2,4 L6 - L8 - L10 - L11,5 - L13 - L15 - L18 2,8 L6 - L8 - L10 - L11,5 - L13 - L15 3,2 L6 - L8 - L10 - L11,5 3,6 L6 4,2 L6	2,4 L6 - L8 - L10 - L11,5 - L13 - L15 - L18 2,8 L6 - L8 - L10 - L11,5 - L13 - L15 3,2 L6 - L8 - L10 - L11,5 3,6 L6	2,4 L6 - L8 - L10 - L11,5 - L13 - L15 - L18 2,8 L6 - L8 - L10 - L11,5 - L13 - L15 3,2 L6 - L8 - L10 - L11,5 - L13 - L15 3,6 L6 - L8 - L10 - L11,5 - L13 - L15 4,2 L6

Note: All measurements in mm

JDEvolution, JDEvolution Plus, JDIcon, JDIcon Plus, JDIcon Plus T, JDOcta

		Site preparation in maxilla		Site preparation in mandible	
IMPLANT DIAMETER	IMPLANT LENGTH	SOFT BONE	MEDIUM-DENSE BONE	SOFT BONE	MEDIUM-DENSE BONE
Ø 5,0	L6	2,4L6 2,8L6 3,2L6 3,6L6 4,2L6	2,4L6 2,8L6 3,2L6 3,6L6 4,2L6	2,4L6 2,8L6 3,2L6 3,6L6 4,2L6	/
	L8	2,4L6 - L8 2,8L6 - L8 3,2L6 - L8 3,6L6 4,2L6	2,4L6 - L8 2,8L6 - L8 3,2L6 - L8 3,6L6 4,2L6	2,4L6 - L8 2,8L6 - L8 3,2L6 - L8 3,6L6 - L8 4,2L6	/
	L10	2,4L6 - L8 - L10 2,8L6 - L8 - L10 3,2L6 - L8 - L10 3,6L6 4,2L6	2,4L6 - L8 - L10 2,8L6 - L8 - L10 3,2L6 - L8 - L10 3,6L6 - L8 4,2L6	2,4L6 - L8 - L10 2,8L6 - L8 - L10 3,2L6 - L8 - L10 3,6L6 4,2L6	/
	L11,5	2,4L6 - L8 - L10 - L11,5 2,8L6 - L8 - L10 - L11,5 3,2L6 - L8 - L10 - L11,5 3,6L6 4,2L6	2,4L6 - L8 - L10 - L11,5 2,8L6 - L8 - L10 - L11,5 3,2L6 - L8 - L10 - L11,5 3,6L6 - L8 - L10 4,2L6	2,4L6 - L8 - L10 - L11,5 2,8L6 - L8 - L10 - L11,5 3,2L6 - L8 - L10 - L11,5 3,6L6 - L8 4,2L6	/
	L13	2,4L6 - L8 - L10 - L11,5 - L13 2,8L6 - L8 - L10 - L11,5 - L13 3,2L6 - L8 - L10 - L11,5 - L13 3,6L6 - L8 4,2L6	2,4L6 - L8 - L10 - L11,5 - L13 2,8L6 - L8 - L10 - L11,5 - L13 3,2L6 - L8 - L10 - L11,5 - L13 3,6L6 - L8 - L10 4,2L6	2,4L6 - L8 - L10 - L11,5 - L13 2,8L6 - L8 - L10 - L11,5 - L13 3,2L6 - L8 - L10 - L11,5 - L13 3,6L6 - L8 - L10 4,2L6	/
	L15	2,4L6 - L8 - L10 - L11,5 - L13 - L15 2,8L6 - L8 - L10 - L11,5 - L13 - L15 3,2L6 - L8 - L10 - L11,5 - L13 - L15 3,6L6 - L8 - L10 4,2L6	2,4L6 - L8 - L10 - L11,5 - L13 - L15 2,8L6 - L8 - L10 - L11,5 - L13 - L15 3,2L6 - L8 - L10 - L11,5 - L13 - L15 3,6L6 - L8 - L10 4,2L6	2,4L6 - L8 - L10 - L11,5 - L13 - L15 2,8L6 - L8 - L10 - L11,5 - L13 - L15 3,2L6 - L8 - L10 - L11,5 - L13 - L15 3,6L6 - L8 - L10 4,2L6	/
	L18	2,4L6 - L8 - L10 - L11,5 - L13 - L15 - L18 2,8L6 - L8 - L10 - L11,5 - L13 - L15 3,2L6 - L8 - L10 - L11,5 - L13 - L15 3,6L6 - L8 - L10 4,2L6	2,4L6 - L8 - L10 - L11,5 - L13 - L15 - L18 2,8L6 - L8 - L10 - L11,5 - L13 - L15 3,2L6 - L8 - L10 - L11,5 - L13 - L15 3,6L6 - L8 - L10 - L11,5 4,2L6	2,4L6 - L8 - L10 - L11,5 - L13 - L15 - L18 2,8L6 - L8 - L10 - L11,5 - L13 - L15 3,2L6 - L8 - L10 - L11,5 - L13 - L15 3,6L6 - L8 - L10 - L11,5 4,2L6	/

JDIcon Ultra S

IMPLANT DIAMETER	IMPLANT LENGTH	SOFT BONE TYPE IV	MEDIUM BONE TYPE II-III	DENSE BONE TYPE I
Ø 2,75	L6	/	/	/
	L8	2,0L6 - L8	2,0L6 - L8 2,4L6 - L8	2,0L6 - L8 2,4L6 - L8 2,8L6
	L10	2,0L6 - L8 - L10	2,0L6 - L8 - L10 2,4L6 - L8 - L10	2,0L6 - L8 - L10 2,4L6 - L8 - L10 2,8L6
	L11,5	2,0L6 - L8 - L10 - L11,5	2,0L6 - L8 - L10 - L11,5 2,4L6 - L8 - L10 - L11,5	2,0L6 - L8 - L10 - L11,5 2,4L6 - L8 - L10 - L11,5 2,8L6 - L8
	L13	2,0L6 - L8 - L10 - L11,5 - L13	2,0L6 - L8 - L10 - L11,5 - L13 2,4L6 - L8 - L10 - L11,5 - L13	2,0L6 - L8 - L10 - L11,5 - L13 2,4L6 - L8 - L10 - L11,5 - L13 2,8L6 - L8

JDEvolution S

		Site preparation in maxilla		Site preparation in mandible	
IMPLANT DIAMETER	IMPLANT LENGTH	SOFT BONE	MEDIUM-DENSE BONE	SOFT BONE	MEDIUM-DENSE BONE
Ø 3,2	L6	/	/	/	/
	L8	2,4L6 - L8 2,8L6	2,4L6 - L8 2,8L6 3,2L6	2,4L6 - L8 2,8L6 3,2L6	2,4L6 - L8 2,8L6 - L8 3,2L6
	L10	2,4L6 - L8 - L10 2,8L6	2,4L6 - L8 - L10 2,8L6 3,2L6	2,4L6 - L8 - L10 2,8L6 3,2L6	2,4L6 - L8 - L10 2,8L6 - L8 - L10 3,2L6
	L11,5	2,4L6 - L8 - L10 - L11,5 2,8L6	2,4L6 - L8 - L10 - L11,5 2,8L6 3,2L6	2,4L6 - L8 - L10 - L11,5 2,8L6 - L8 3,2L6	2,4L6 - L8 - L10 - L11,5 2,8L6 - L8 - L10 - L11,5 3,2L6
	L13	2,4L6 - L8 - L10 - L11,5 - L13 2,8L6 - L8	2,4L6 - L8 - L10 - L11,5 - L13 2,8L6 - L8 3,2L6	2,4L6 - L8 - L10 - L11,5 - L13 2,8L6 - L8 3,2L6	2,4L6 - L8 - L10 - L11,5 - L13 2,8L6 - L8 - L10 - L11,5 - L13 3,2L6
	L15	2,4L6 - L8 - L10 - L11,5 - L13 - L15 2,8L6 - L8	2,4L6 - L8 - L10 - L11,5 - L13 - L15 2,8L6 - L8 3,2L6	2,4L6 - L8 - L10 - L11,5 - L13 - L15 2,8L6 - L8 3,2L6	2,4L6 - L8 - L10 - L11,5 - L13 - L15 2,8L6 - L8 - L10 - L11,5 - L13 - L15 3,2L6

JD EXTRA DRILLS KIT

Note: For implants lengths from 18mm to 26mm use the JD Extra Drills Kit.

The kit contains:

JDGD20-180	Guided Drill Ø 2.0 L 18.0
JDGD24-180	Guided Drill Ø 2.4 L 18.0
JDGD20-200	Guided Drill Ø 2.0 L 20.0
JDGD24-200	Guided Drill Ø 2.4 L 20.0
JDGD20-220	Guided Drill Ø 2.0 L 22.0
JDGD24-220	Guided Drill Ø 2.4 L 22.0
JDGD20-240	Guided Drill Ø 2.0 L 24.0
JDGD24-240	Guided Drill Ø 2.4 L 24.0
JDGD20-260	Guided Drill Ø 2.0 L 26.0
JDGD24-260	Guided Drill Ø 2.4 L 26.0

Note: all measurements in mm



DRILLING PROTOCOLS

<i>JDPterygo</i>		
IMPLANT DIAMETER	IMPLANT LENGTH	
Ø 3,3	L13	2,0 L6 - L8 - L10 - L11,5 - L13 2,4 L6 2,8 L6 (only for dense bone)
	L15	2,0 L6 - L8 - L10 - L11,5 - L13 - L15 2,4 L6 2,8 L6 (only for dense bone)
	L18	2,0 L6 - L8 - L10 - L11,5 - L13 - L15 - L18 2,4 L6 2,8 L6 (only for dense bone)
	L20	2,0 L6 - L8 - L10 - L11,5 - L13 - L15 - L18 - L20 2,4 L6 2,8 L6 (only for dense bone)
Ø 4,0	L13	2,4 L6 - L8 - L10 - L11,5 - L13 3,2 L6
	L15	2,4 L6 - L8 - L10 - L11,5 - L13 - L15 3,2 L6
	L18	2,4 L6 - L8 - L10 - L11,5 - L13 - L15 - L18 3,2 L6
	L20	2,4 L6 - L8 - L10 - L11,5 - L13 - L15 - L18 - L20 3,2 L6

<i>JDNasal</i>		
IMPLANT DIAMETER	IMPLANT LENGTH	
Ø 4,0	L20	2,0 L6 - L8 - L10 - L11,5 - L13 - L15 - L18 - L20 2,4 L6 - L8 - L10 - L11,5 - L13 - L15 - L18 - L20 2,8 L6 - L8 - L10 - L11,5 - L13 3,2 L6 - L8 - L10 3,6 L6
	L22	2,0 L6 - L8 - L10 - L11,5 - L13 - L15 - L18 - L20 - L22 2,4 L6 - L8 - L10 - L11,5 - L13 - L15 - L18 - L20 - L22 2,8 L6 - L8 - L10 - L11,5 - L13 3,2 L6 - L8 - L10 3,6 L6
	L24	2,0 L6 - L8 - L10 - L11,5 - L13 - L15 - L18 - L20 - L22 - L24 2,4 L6 - L8 - L10 - L11,5 - L13 - L15 - L18 - L20 - L22 - L24 2,8 L6 - L8 - L10 - L11,5 - L13 3,2 L6 - L8 - L10 3,6 L6
	L26	2,0 L6 - L8 - L10 - L11,5 - L13 - L15 - L18 - L20 - L22 - L24 - L26 2,4 L6 - L8 - L10 - L11,5 - L13 - L15 - L18 - L20 - L22 - L24 - L26 2,8 L6 - L8 - L10 - L11,5 - L13 3,2 L6 - L8 - L10 3,6 L6

Note: All measurements in mm